

KAC / KACP Resistance Type Grease Electric Lubricator

PLC

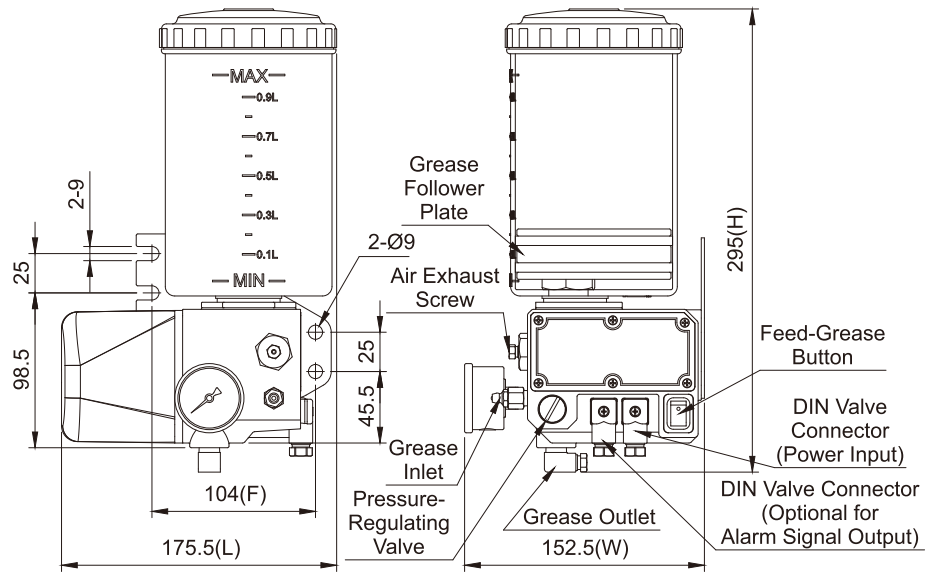


CHEN YING

KAC / KACP Resistance Type Grease Electric Lubricator



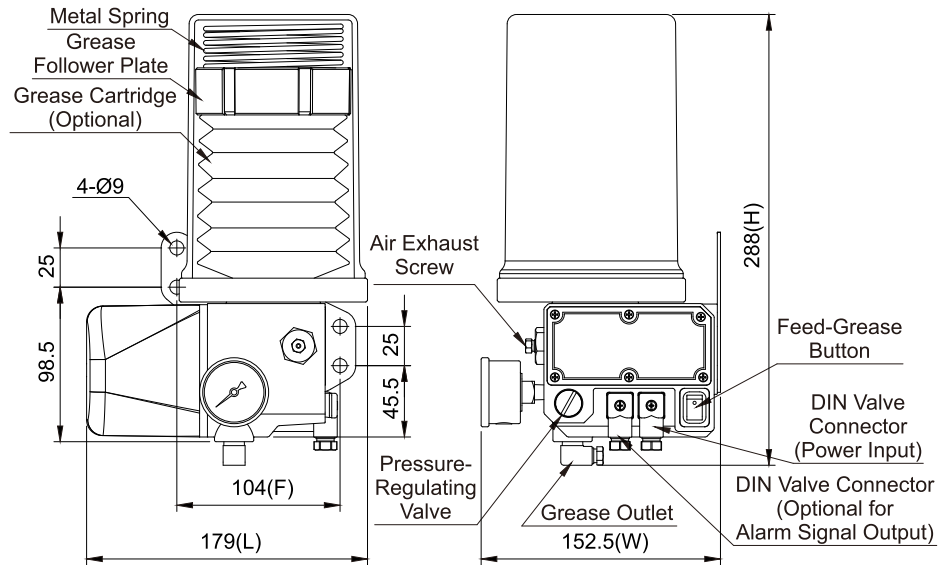
KAC-35-K-3-PC-RC



Dimensional Drawing of KAC-35-K-3-PC-RC



KACP-07-K-3-PC-RC with Grease Cartridge



Dimensional Drawing of KACP-07-K-3-PC-RC with Grease Cartridge

◆ Features

1. The operation and interval time of KAC and KACP are controlled by PLC.
2. KAC and KACP have pressure gauges that enable the users to check the operating pressure easily.
3. KAC and KACP have feed-grease buttons, which can be used as manual grease feeding for less than 3 minutes to avoid overloading the motor.
4. A 60kgf/cm² socket pressure switch can be added to KAC and KACP on request to detect the operating pressure automatically.
5. A magnetic level switch can be added to KAC and KACP on request to detect the grease level automatically.
6. For KAC, refill grease from the grease inlet to prevent air and impurities from entering the grease tank.
7. KACP-07 works with a 700cc disposable grease cartridge. When the grease is empty, replace KACP-07 with a new grease cartridge. Standard KACP-07 does not include a grease cartridge but is available upon request.

◆ Dimensional Data (KAC)

Model	Tank Capacity	Length (mm)	Width (mm)	Height (mm)	Mounting Hole Distance (mm)	N.W. (kg)
KAC-40	800cc	172.0	152.5	338	104	2.12
KAC-35	1000cc	175.5	152.5	295		2.21
KAC-50	2000cc	182.5	152.5	379		2.55

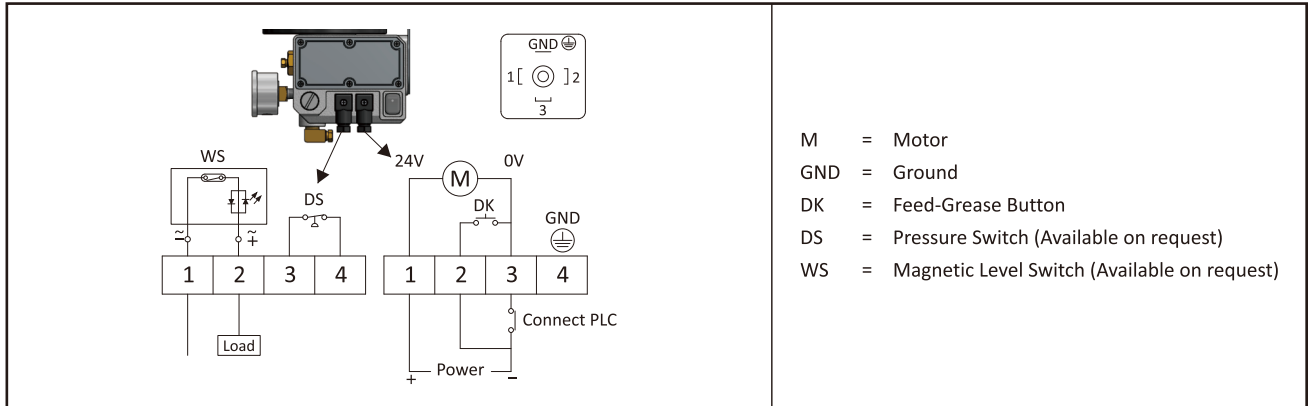
◆ Dimensional Data (KACP)

Model	Effective Capacity	Length (mm)	Width (mm)	Height (mm)	Mounting Hole Distance (mm)	N.W. (kg)
KACP-07	700cc Grease Cartridge	179.0	152.5	288	104	2.29

◆ Technical Data

Motor Power	Voltage	Ampere	Max. Discharge Volume	Max. Operating Pressure	Discharge Bore	Suitable Viscosity
35±3W	DC24V	3.0A	10cc/min	100kgf/cm ²	∅6, ∅8	Grease, NLGI 000-0

◆ Wiring Diagram



◆ Order Code (KAC)

KAC — 35 — K — 3 — ✕

Tank Capacity		Voltage		Discharge Bore		Special Request	
40	800cc	K	DC24V	1	∅6	PC	Add a NC Contact Pressure Switch
35	1000cc			3	∅6 W/Pressure Gauge	PO	Add a NO Contact Pressure Switch
50	2000cc			4	∅8	RC	Add a NC Contact Magnetic Level Switch
				5	∅8 W/Pressure Gauge	RO	Add a NO Contact Magnetic Level Switch

◆ Order Code (KACP)

KACP — 07 — K — 3 — ✕

Effective Capacity		Voltage		Discharge Bore		Special Request	
07	700cc Grease Cartridge	K	DC24V	1	∅6	PC	Add a NC Contact Pressure Switch
				3	∅6 W/Pressure Gauge	PO	Add a NO Contact Pressure Switch
				4	∅8	RC	Add a NC Contact Magnetic Level Switch
				5	∅8 W/Pressure Gauge	RO	Add a NO Contact Magnetic Level Switch

✕ Please refer to the 700cc Grease Cartridge catalog if you need to purchase one.

◆ Related Products

