

KAB / KABP Pressure-Relief Type Grease Electric Lubricator

PLC

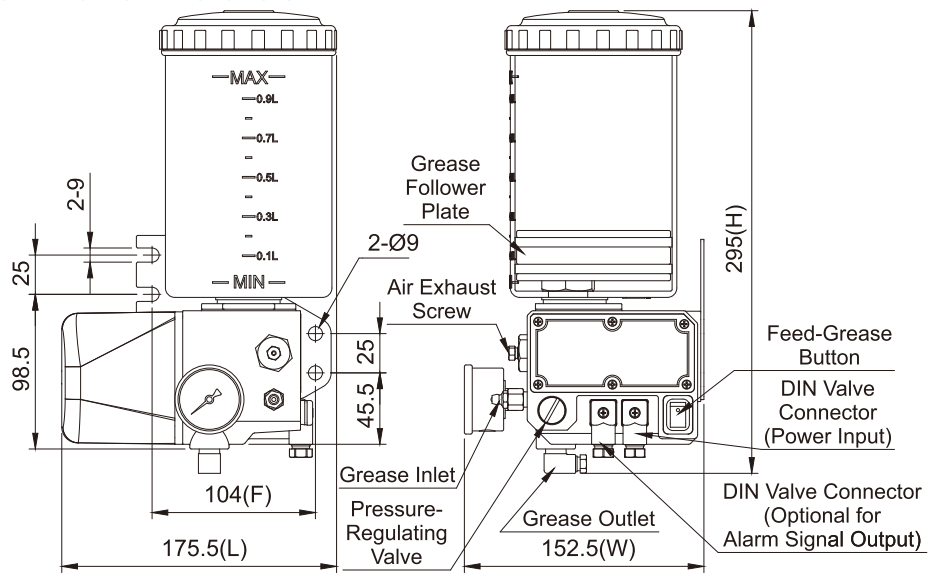


CHEN YING

KAB / KABP Pressure-Relief Type Grease Electric Lubricator



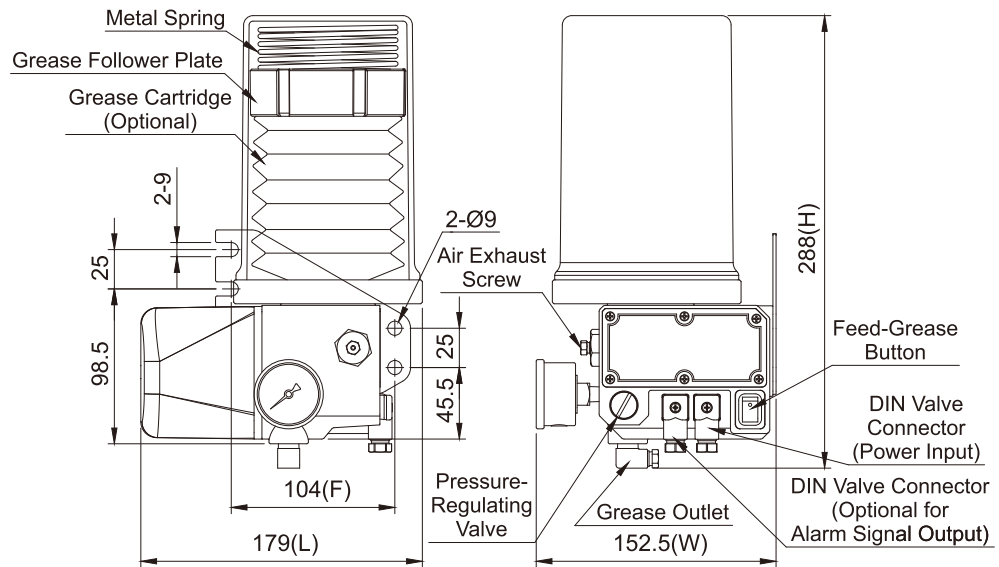
KAB-35-K-3-PC-RC



Dimensional Drawing of KAB-35-K-3-PC-RC



KABP-07-K-3-PC-RC



Dimensional Drawing of KABP-07-K-3-PC-RC with Grease Cartridge

◆ Features

1. The operation and interval time of KAB and KABP are controlled by PLC.
2. KAB and KABP have to work with CFB volume type grease distributors to deliver the metered quantity of grease to the lubrication points.
3. KAB and KABP have pressure gauges that enable the users to check the operating pressure easily.
4. KAB and KABP have feed-grease buttons, which can be used as manual grease feeding for less than 3 minutes to avoid overloading the motor.
5. A 60kgf/cm² socket pressure switch can be added to KAB and KABP on request to detect the operating pressure automatically.
6. A magnetic level switch can be added to KAB and KABP on request to detect the grease level automatically.
7. For KAB, please refill grease from the grease inlet to prevent air and impurities from going into the grease tank.
8. KABP-07 works with a 700cc disposable grease cartridge. When the grease is empty, replace KABP-07 with a new grease cartridge. Standard KABP-07 does not include a grease cartridge but is available upon request.

◆ Dimensional Data (KAB)

Model	Tank Capacity	Length (mm)	Width (mm)	Height (mm)	Mounting Hole Distance (mm)	N.W. (kg)
KAB-40	800cc	172.0	152.5	338	104	2.32
KAB-35	1000cc	175.5	152.5	295		2.41
KAB-50	2000cc	182.5	152.5	379		2.74

◆ Dimensional Data (KABP)

Model	Effective Capacity	Length (mm)	Width (mm)	Height (mm)	Mounting Hole Distance (mm)	N.W. (kg)
KABP-07	700cc Grease Cartridge	179.0	152.5	288	104	2.49



CHEN YING

KAB / KABP Pressure-Relief Type Grease Electric Lubricator

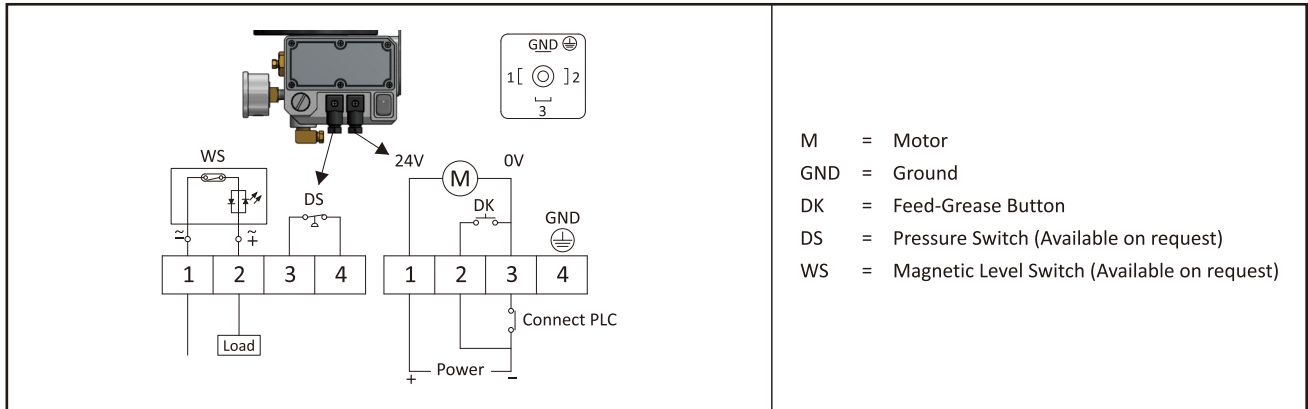
PLC

KAB / KABP Pressure-Relief Type Grease Electric Lubricator

◆ Technical Data

Motor Power	Voltage	Ampere	Max. Discharge Volume	Max. Operating Pressure	Discharge Bore	Suitable Viscosity
35±3W	DC24V	3.0A	10cc/min	100kgf/cm ²	∅6, ∅8	Grease, NLGI 000-0

◆ Wiring Diagram



◆ Order Code (KAB)

KAB	35	K	3	※
	Tank Capacity	Voltage	Discharge Bore	Special Request
	40 800cc	K DC24V	1 ∅6	PC Add a NC Contact Pressure Switch
	35 1000cc		3 ∅6 W/Pressure Gauge	PO Add a NO Contact Pressure Switch
	50 2000cc		4 ∅8	RC Add a NC Contact Magnetic Level Switch
			5 ∅8 W/Pressure Gauge	RO Add a NO Contact Magnetic Level Switch

◆ Order Code (KABP)

KABP	07	K	3	※
	Effective Capacity	Voltage	Discharge Bore	Special Request
	07 700cc Grease Cartridge	K DC24V	1 ∅6	PC Add a NC Contact Pressure Switch
			3 ∅6 W/Pressure Gauge	PO Add a NO Contact Pressure Switch
			4 ∅8	RC Add a NC Contact Magnetic Level Switch
			5 ∅8 W/Pressure Gauge	RO Add a NO Contact Magnetic Level Switch

※ Please refer to the 700cc Grease Cartridge catalog if you need to purchase one.

◆ Related Products

